

HARRIS COUNTY EMERGENCY SERVICES DISTRICT NO. 50

NOTICE OF PUBLIC MEETING

Notice is hereby given to all interested members of the public that the Board of Commissioners of the captioned district will hold a public meeting at **1210 Dell Dale Avenue, Channelview, Harris County, Texas.**

Consultants and members of the public may choose to access the meeting by following the video/telephone conference instructions listed at the end of this notice. Members of the public may also attend the meeting at the meeting location, **1210 Dell Dale Avenue, Channelview, Harris County, Texas.**

The meeting will be held at **6:00 p.m.** on **Thursday, August 5, 2021.**

The subject of the meeting is to consider and act on the following:

1. Public comments
2. Approve minutes of meetings held on July 5 and July 19, 2021
3. Tax assessor-collector's report; status of sales and property tax collections
4. Proposed 2021 tax rate; authorize public hearings
5. Bookkeeper's report; pay bills; investment of District funds
6. Resolution Revoking Authorization for President or Vice President and Treasurer or Assistant Treasurer to Sign Certain Disbursements Approved at a Telephonic Meeting
7. Administrator's report; financial report, personnel, and operations of District
8. Dispatch center report; status of dispatch center operations and personnel
9. Fire Chief Report including run statistics, training, coordination with other entities and public relations activities



A handwritten signature in black ink, appearing to read "Wm. Scott Smith", written over a horizontal line.

Wm. Scott Smith
Attorney for the District

Instructions for accessing video/telephone conference call:

1. The video conference link is: <https://tinyurl.com/ESD50Aug5-2021>
2. To participate by telephone **conference +1 323-484-5463** Conference ID: **737 914 894#**
3. Members of the public have the option of joining the meeting by phone (audio portion only) or also joining the meeting by video conference using a computer or other internet capable device. If you are trying to join the video conference via mobile device or tablet, you may need to download the Microsoft Teams mobile application. Use the phone number and conference ID reflected above to participate in the meeting via conference call. If you cannot hear the meeting on your computer, you may also need to call in to the telephone conference to listen to the meeting. All public participants will automatically be placed in the “Listen Only” mode. During the Public Comment portion of the meeting, participants may unmute their line by pressing *6 to make a comment.
4. The agenda and Board packet is available at the following web site: <https://www.channelviewfire.com/agendas/>

HARRIS COUNTY EMERGENCY SERVICES DISTRICT NO. 50

Minutes of Meeting of Board of Commissioners July 5, 2021

The Board of Commissioners (“Board”) of Harris County Emergency Services District No. 50 (“District”) met on July 5, 2021 at 1210 Dell Dale, Channelview, Texas, in accordance with the duly posted notice of the meeting, with a quorum present, as follows:

Jim Owens, President
Benjamin Ballew, Vice President
Michael Burr, Treasurer
Alma Cedillo, Asst. Secretary/Asst. Treasurer

And the following absent:

Brenda Biggers, Secretary.

Also present was Mr. Jimmy Sumbera, Mr. Ryan Thistle, and Mr. Wm. Scott Smith and Mr. Bob Ideus via videoconference/telephone conference.

The meeting was called to order and declared open for such business as might regularly come before it.

1. The Board opened the floor for public comment. No public comment was presented.
2. The Board unanimously approved the minutes of the June 7 and June 21, 2021 Board meetings.
3. The Board unanimously adopted a Resolution authorizing the Harris County Tax Office to complete the Truth in Taxation Calculations for the 2021 tax year.
4. Mr. Ideus presented the bookkeeper’s report. Upon motion duly made, seconded and unanimously carried, the Board approved the bookkeeper’s report and the checks listed thereon.
5. Mr. Sumbera presented the administrator’s report indicating that there were seven new hires. A training class for the new hires will begin July 26. There currently are no employees out with positive COVID tests, and COVID-19 personal protective equipment supplies remain good. The Board noted that the SAFE-D Conference will be held this September. Mr. Sumbera stated that he is working on the 2021 budget, and that the ISO mailer to District constituents was mailed.
6. Commissioner Owens presented the dispatch report and noted that the Harris County Fire Marshal’s Office is now a client of the facility. COVID-19 calls continue to decrease. A contract for remodeling the facility has been signed to allow for an improved kitchen.

7. Chief Thistle presented the fire chief's report indicating that there were 37 EMS responses with an average response time of less than 5-minutes. There were 115 fire suppression calls with an average response time of less than 5 minutes. There were numerous public relations events held during the prior month and the department updated several preplans with industrial facilities in the area. The department also completed new hire agility testing and a an SCBA confidence drill.

There being no further business to come before the Board, the meeting was adjourned.

Secretary

HARRIS COUNTY EMERGENCY SERVICES DISTRICT NO. 50

Minutes of Meeting of Board of Commissioners
July 19, 2021

The Board of Commissioners (“Board”) of Harris County Emergency Services District No. 50 (“District”) met by telephone conference call on July 19, 2021, in accordance with the duly posted notice of said meeting and with the March 16, 2020 Order of Governor Abbott, with a quorum of Directors present, as follows:

Jim Owens, President
Benjamin Ballew, Vice President
Michael Burr, Treasurer
Brenda Biggers, Secretary
Alma Cedillo, Commissioner

And the following absent:

None.

Also present was Mr. Jimmy Sumbera.

The meeting was called to order and declared open for such business as might regularly come before it.

1. The Board opened the floor for public comment. No public comments were presented.
2. The Board reviewed the bookkeeper’s report. Upon motion duly made, seconded, and unanimously carried, the Board approved the bookkeeper’s report and the checks listed thereon.

There being no further business to come before the Board, the meeting was adjourned.

Secretary

CASH-CHECKING(End of Last Report)		\$1,296.28
ADD: Collections	\$2,357.91	
Interest earned	\$4.59	
From Tex Pool	\$760,000.00	
Voided Checks		
Sales Tax	\$495,936.44	
From Fire & EMS		
Misc. Income		
Investments Maturity		
		<hr/>
		\$1,258,298.94
LESS: Transfer to TexPool	\$498,294.35	
Bank service charges		
Check printing charge		
Payroll Fees		
Payroll Taxes	\$57.76	
Transfer to Fire & EMS	\$750,000.00	
		<hr/>
		(\$1,248,352.11)
Available cash		\$11,243.11
LESS: Checks to be issued (Scheduled)		(\$6,068.72)
		<hr/>
		\$5,174.39
CERTIFICATES OF DEPOSIT (Scheduled)		\$0.00
TEXPOOL		\$19,548,900.97
		<hr/>
DISTRICT OPERATIONS FUND BALANCE		\$19,554,075.36
FIRE & EMS OPERATIONS ACCOUNT - Page 4		\$650,827.45
		<hr/>
TOTAL FUND BALANCE		<u><u>\$20,204,902.81</u></u>

<u>CERTIFICATES OF DEPOSIT</u>	<u>DUE</u>	<u>RATE</u>	<u>AMOUNT</u>
			<u>\$0.00</u>
<hr/>			
TEXPOOL		.10	\$19,548,900.97
			<u>\$19,548,900.97</u>

<u>CHECKS TO BE ISSUED</u>	<u>NUMBER</u>	<u>AMOUNT</u>
----------------------------	---------------	---------------

Municipal Business Services, Inc.	10482	\$1,138.37
Smith, Murdaugh, Little & Bonham	10483	\$4,930.35

\$6,068.72

CASH-CHECKING(End of Last Report)		\$524,033.54
Interest earned	\$71.93	
From Administrative	\$750,000.00	
EMS Billing	\$87,323.72	
EMS/Fire Reports		
Fire Billing		
Medicare/Medicaid	\$8,261.60	
Tx Mutual		
Voided Checks	\$2,096.53	
Misc. Income	\$341.01	
		<hr/>
		\$848,094.79
LESS: Transfer to TexPool		
Transfer to Operating		
Payroll	\$419,263.82	
AXA Plan Sponsor	\$21,558.81	
AFLAC		
CenterPoint Energy	\$144.64	
Bank Service Charge	\$541.26	
Reliant		
TCDRS	\$77,702.85	
Verizon	\$63.97	
Insurance		
		<hr/>
		(\$519,275.35)
Available cash		\$852,852.98
LESS: Checks to be issued (Scheduled)		(\$202,025.53)
		<hr/>
FIRE & EMS ACCOUNT BALANCE		\$650,827.45

CHECKS TO BE ISSUED	NUMBER	AMOUNT
Galls	7496	\$2,025.00
Harris Co. W.C.I.D. #21	7547	\$1,001.02
Comdata	7548	\$24,543.88
Comdata Fuel	7549	\$5,490.72
Specialized Billing & Collection Systems of Texas - 2021-46-47-48	7550	\$7,137.87
The Will-Burt Company - #10033040	7551	\$1,646.21
Lion Group, Inc. - #300005553	7552	\$366.50
Channelview Supply Company - #316140-316157-316164	7553	\$502.03
Brock Mitchell	7554	\$325.00
Intellincorp Records - #1183739	7555	\$40.00
Staples - #8062856059	7556	\$398.84
Byron Kazanjian	7557	\$172.66
Double Wrench Garage - #61928	7558	\$312.75
NAFECO - #1095601-1096183	7559	\$3,360.17
Void	7560	\$0.00
Life- Assist, Inc. - #111-3398,4221,4872,4813,4996	7561	\$5,964.96
Airgas USA, LLC - #9114-727083,992710,992711 980939-065-643	7562	\$544.32
Physician Supply - #117172, 117173, 117174	7563	\$1,190.75
Kuhn and Associates, Inc. - #20210079	7564	\$2,100.00
Frazer, Ltd. - #80852	7565	\$757.00
Discount Tire - #7599328	7566	\$240.00
Gray Lumber & Hardware, Inc.	7567	\$416.62
Metro Fire - #173832-1	7568	\$882.00
Specialized Billing - #2021-49-50	7569	\$5,813.77
NAFECO - #1097862	7570	\$48.00
Life-Assist - #1117445-1120796-1120984	7571	\$3,773.29
Turnout Rental - #26277	7572	\$1,470.00
Frazer, Ltd. - #80869	7573	\$500.00
Safety Vision - #0666796-IN	7574	\$420.00
Kostka Auto Repair	7575	\$639.79
Scott Safety - #SLS 1552238-1554815	7576	\$966.50
Platinum Copier Solutions - #78974	7577	\$148.55
Discount Tire - #1346607	7578	\$182.00
Double Wrench Garage - #61930-61931-61932	7579	\$2,265.39
Mintmaids - #CVFS-32	7580	\$1,290.00
Grainger - #9963534830	7581	\$93.24
Lion Group, Inc. - #30000-5745-5849-5957	7582	\$6,931.50
Trugreen Commercial - #143127197-143413057	7583	\$185.00
Siddons-Martin Emergency Group - #17411-396-532-569-527	7584	\$3,377.64
Airgas USA, LLC - #9115-450198-192032-192031	7585	\$462.33
Rusty A/C - #71592-71593-71603	7586	\$1,660.00
Hotchkiss Disposal Services, LTD - #14710-14711	7587	\$336.14
TML Health - #Pharri102108	7588	\$74,563.31
Harris Co. M.U.D. #53	7589	\$348.43
Deer Oaks EAP Services LLC - #HC5021-07	7590	\$95.90
Ramiro Martinez	7591	\$288.00
Ernest Watson	7592	\$432.00
Galls	7593	\$1,565.37
M. Hernandez Landscaping - #560964	7594	\$2,075.00
Channel Industries Mutual Aid - #21-044	7595	\$875.00
Harris County Accounts Receivables - Radio - #105805	7596	\$2,340.00
Harris Co. W.C.I.D. #21	7597	\$354.72
Comdata	7598	\$29,106.36
Comdata Fuel	7599	

\$202,025.53

Harris County ESD 50

REVENUE	JANUARY	FEBRUARY	MARCH	APRIL	MAY	JUNE	JULY	AUGUST	SEPTEMBER	OCTOBER	NOVEMBER	DECEMBER	YEAR TO DATE	BUDGET	VARIANCE
MAINTENANCE TAX	\$1,170,605.08	\$1,667,244.73	\$1,245,534.62	\$25,047.26	\$13,684.75	\$16,431.08	\$2,357.91	\$0.00	\$0.00	\$0.00	\$0.00	\$0.00	\$3,019,906.43	\$3,100,000.00	97.42%
INTEREST INCOME	\$1,239.36	\$688.70	\$332.42	\$231.72	\$175.67	\$215.21	\$319.92	\$0.00	\$0.00	\$0.00	\$0.00	\$0.00	\$3,183.00	\$35,000.00	9.09%
SALES TAX	\$384,078.52	\$1,477,061.90	\$878,248.88	\$366,363.55	\$559,617.46	\$559,917.70	\$489,938.44	\$0.00	\$0.00	\$0.00	\$0.00	\$0.00	\$4,721,214.45	\$7,200,000.00	65.57%
SALES TAX OVERPAYMENT													\$0.00	\$0.00	0.00%
TOTAL:	\$1,555,922.96	\$3,144,985.33	\$1,003,115.92	\$391,642.53	\$573,477.88	\$576,563.99	\$488,614.27	\$0.00	\$0.00	\$0.00	\$0.00	\$0.00	\$7,744,302.88	\$10,335,000.00	74.93%
EXPENDITURES															
PER DIEM	\$1,650.00	\$1,200.00	\$1,050.00	\$1,200.00	\$1,650.00	\$1,500.00							\$6,250.00	\$22,500.00	36.67%
OFFICE													\$0.00	\$0.00	0.00%
LEGAL FEES	\$4,764.00	\$4,815.29	\$4,808.45	\$4,746.06	\$4,758.14	\$4,878.27	\$4,680.35						\$33,450.56	\$4,000.00	61.95%
LEGAL FEES - REC	\$250.00	\$250.00	\$250.00	\$250.00	\$250.00	\$250.00	\$250.00						\$1,750.00	\$3,000.00	58.33%
LEGAL - LEGISLAT	\$1,500.00	\$1,500.00	\$1,500.00	\$1,500.00	\$3,000.00								\$9,000.00	\$9,000.00	0.00%
AUDIT													\$0.00	\$30,000.00	0.00%
BOOKKEEPING	\$935.77	\$836.83	\$985.04	\$1,118.02	\$1,302.77	\$913.08	\$1,138.37						\$7,229.88	\$20,000.00	36.15%
BUILDING & IMPR/MINT.													\$0.00	\$0.00	0.00%
UTILITIES													\$0.00	\$0.00	0.00%
MISCELLANEOUS													\$0.00	\$2,500.00	0.00%
INSURANCE													\$0.00	\$0.00	0.00%
HCAD		\$5,847.00			\$5,857.00								\$11,704.00	\$25,000.00	46.82%
DUES & MEMBERSHIPS													\$0.00	\$0.00	0.00%
PUBLICATION OF NOTICES													\$0.00	\$2,000.00	0.00%
TRAINING		\$1,100.00											\$1,100.00	\$5,000.00	22.00%
PAYROLL TAX	\$115.50	\$84.00	\$73.50	\$84.00	\$115.50	\$105.00							\$577.50	\$1,750.00	33.00%
TRAVEL													\$0.00	\$0.00	0.00%
PAYROLL SERVICE													\$0.00	\$0.00	0.00%
DISPATCH CAPITAL													\$0.00	\$0.00	0.00%
COMMISSIONER ELECTION													\$0.00	\$0.00	0.00%
CHANNELVIEW LOAN PAYOFF													\$0.00	\$0.00	0.00%
STATION #3													\$0.00	\$0.00	0.00%
TRAINING FACILITY													\$0.00	\$0.00	0.00%
AMBULANCE RENOINT													\$0.00	\$0.00	0.00%
CAPITAL OUTLAY			\$63,827.50	\$8,000.00	\$3,055.00	\$34,500.00	\$3,000.58						\$112,383.08	\$0.00	0.00%
EXCESS REV./EXP.	\$9,215.27	\$15,633.42	\$72,484.49	\$16,898.08	\$19,888.41	\$42,146.35	\$9,069.30	\$0.00	\$0.00	\$0.00	\$0.00	\$0.00	\$185,445.02	\$174,750.00	106.12%
	\$1,546,707.69	\$3,129,332.21	\$930,621.43	\$374,744.45	\$553,489.47	\$534,417.64	\$489,644.97	\$0.00	\$0.00	\$0.00	\$0.00	\$0.00	\$7,558,857.86	\$10,160,250.00	

Harris County ESD 50 FIRE AND EMS OPERATIONS

REVENUE	JANUARY	FEBRUARY	MARCH	APRIL	MAY	JUNE	JULY	AUGUST	SEPTEMBER	OCTOBER	NOVEMBER	DECEMBER	YEAR TO DATE	BUDGET	VARIANCE
EMIS BILLINGS	\$121,026.93	\$69,748.79	\$36,045.78	\$57,759.28	\$82,192.98	\$68,105.98	\$96,595.32						\$529,464.06	\$1,340,000.00	39.51%
FIRE BILLINGS			\$192.00										\$192.00	\$15,000.00	1.28%
WORKERS COMP DIV													\$0.00	\$0.00	0.00%
MISC. INCOME	\$65.45	\$8,849.05	\$12,330.90	\$139.29	\$1,325.23	\$170.71							\$22,880.63	\$45,000.00	50.85%
HHS DISTRIBUTION	\$3,290.00												\$3,290.00	\$0.00	0.00%
TOTAL:	\$124,381.38	\$78,597.84	\$47,568.68	\$57,998.57	\$83,518.21	\$68,276.69	\$96,585.32	\$0.00	\$0.00	\$0.00	\$0.00	\$0.00	\$555,826.69	\$1,400,000.00	39.70%
EXPENDITURES															
BILLING EXP.	\$10,601.26	\$7,426.20	\$10,235.75	\$10,748.68	\$13,394.64	\$11,952.33	\$12,951.64						\$77,309.50	\$194,300.00	39.79%
DISPATCH	\$158,481.15	\$3,900.00			\$158,481.15								\$320,862.30	\$316,952.29	101.23%
FIRE GEAR		\$10,208.80	\$6,075.92	\$4,654.00	\$3,000.00	\$1,466.00	\$7,536.63						\$30,241.35	\$97,608.00	30.98%
SCBA	\$588.67	\$3,900.05	\$7,080.82	\$1,231.63	\$196.34	\$1,036.87	\$849.74						\$14,884.02	\$36,976.78	40.25%
FIRE EQUIPMENT		\$2,376.33	\$1,027.85	\$280.36	\$1,736.98	\$320.00	\$6,906.96						\$12,647.48	\$34,600.00	36.55%
SPECIAL OPERATI	\$367.21	\$448.08	\$10,012.00	\$19.02	\$3,097.90								\$13,944.21	\$36,276.56	38.44%
EMS SUPPLIES	\$21,181.94	\$9,401.12	\$7,709.91	\$6,532.27	\$14,548.46	\$5,068.88	\$10,929.00						\$75,371.58	\$120,000.00	62.81%
EMS EQUIPMENT S	\$1,662.98	\$7,716.09	\$8,044.50	\$1,807.78	\$34,103.67	\$2,001.26	\$1,049.19						\$56,386.47	\$49,550.35	113.79%
RADIO COMM & MA	\$2,496.00	\$2,496.00	\$6,228.17	\$624.60	\$11,181.94	\$2,838.00	\$2,363.48						\$27,228.19	\$46,656.00	58.36%
PHONE	\$83.89	\$1,346.22	\$1,320.75	\$1,837.28	\$2,559.19	\$63.97	\$2,308.41						\$9,512.09	\$16,500.00	51.59%
ELECTRICITY	\$1,913.59	\$1,098.13	\$2,217.79	\$2,411.88	\$3,579.79	\$2,527.28	\$2,308.41						\$12,431.46	\$25,000.00	49.29%
CABLE	\$1,185.46	\$815.72	\$1,377.92	\$235.87	\$1,450.37	\$310.24	\$1,106.13						\$6,653.78	\$9,000.00	74.59%
WATER	\$197.57	\$480.21	\$658.12	\$1,100.15	\$222.62	\$218.31	\$144.64						\$3,041.62	\$4,500.00	67.59%
GAS	\$479.77	\$6,284.84	\$3,881.88	\$6,601.58	\$11,937.34	\$1,340.38	\$6,480.72						\$40,316.31	\$65,000.00	62.03%
FUEL	\$3,577.88	\$4,003.18	\$14,727.98	\$10,227.61	\$6,197.38	\$2,241.56	\$5,754.61						\$45,730.29	\$50,000.00	91.46%
VEHICLE MAINT. - F	\$971.40	\$4,379.19	\$7,369.43	\$3,866.37	\$3,107.16	\$3,200.07	\$6,040.80						\$28,454.42	\$30,266.00	94.01%
BUILDING MAINT. - E		\$5,200.43	\$6,907.76	\$4,260.92	\$4,412.07	\$7,632.93	\$5,250.77						\$33,654.86	\$40,000.00	84.14%
BUILDING SUPPLIES		\$503.83	\$2,143.26	\$742.70	\$5,028.15	\$2,653.26	\$1,301.32						\$17,271.72	\$27,139.50	63.47%
TRAINING - FIRE		\$213.54	\$960.31	\$283.24	\$9,116.90	\$796.80	\$5,900.93						\$17,271.72	\$54,808.00	26.65%
TRAINING - EMS		\$556.38	\$693.00		\$691.99	\$1,296.80	\$414.00						\$4,828.97	\$20,000.00	24.14%
UNIT/CRIMS		\$8,483.28	\$9,599.49		\$2,684.38	\$3,662.02	\$3,569.50						\$28,029.54	\$39,972.00	70.12%
EMPLOYEE PAYRO	\$571,089.80	\$470,969.49	\$753,471.44	\$484,962.15	\$481,124.91	\$497,656.70	\$487,323.43						\$3,746,457.92	\$6,672,149.92	56.14%
EMPLOYEE TAXES	\$10,854.82	\$7,153.53	\$10,482.20	\$6,712.29	\$6,648.28	\$6,887.80	\$6,733.17						\$56,482.09	\$100,097.25	56.43%
EMPLOYEE HEALTH	\$148,999.98	\$74,559.43	\$78,313.62	\$72,340.94	\$72,928.51	\$73,842.11	\$74,659.21						\$595,643.80	\$664,003.34	89.70%
EMPLOYEE CONTR	(\$14,601.30)	(\$14,509.78)	(\$22,070.60)	(\$14,931.22)	(\$15,024.60)	(\$14,978.06)	(\$14,806.12)						(\$110,921.89)	\$807,256.64	100.40%
RETIREMENT FTCD	\$77,661.34	\$88,316.15	\$92,211.24	\$76,055.28	\$81,990.71	\$115,865.88	\$77,702.85						\$609,703.45	\$2,702,850.00	22.56%
EMPLOYEE CONTR	(\$33,722.34)	(\$38,398.36)	(\$40,091.85)	(\$33,067.53)	(\$35,648.11)	(\$50,376.53)	(\$34,579.73)						(\$265,864.44)	\$0.00	0.00%
MEDICAL DIRECTO	\$9,000.00					\$9,000.00							\$18,000.00	\$18,000.00	100.00%
HISTORY & PRESERVATION													\$0.00	\$0.00	0.00%
PUBLIC RELATIONS		\$160.92	\$329.50	\$299.90									\$790.32	\$11,500.00	6.87%
OCCUPATIONAL HEALTH SVC.		\$1,652.00	\$169.69	\$25,423.00	\$19,248.00	\$1,202.00	\$713.75						\$48,408.44	\$54,025.00	89.60%
PEER FITNESS PROGRAM		\$1,190.00	\$1,049.00	\$1,049.00	\$6,260.47	\$5,569.86	\$4,074.69						\$13,718.56	\$37,100.00	36.98%
CONTRACT SVC	\$39,886.87	\$1,768.96	\$2,401.76	\$2,773.89	\$6,260.47	\$5,569.86	\$4,074.69						\$62,736.50	\$84,317.00	74.41%
OFFICE SUPPLIES	\$206.93	\$376.54	\$510.32	\$75.69	\$574.96	\$1,209.81	\$476.80						\$3,531.04	\$9,000.00	39.23%
COMP. SVC. & SUPPLIES		\$399.97	\$58.98	\$646.11	\$1,398.90	\$7,479.00	\$63.99						\$10,046.95	\$10,520.00	95.50%
PROP. & CASUALTY INS.				\$869.85									\$869.85	\$225,000.00	0.39%
DUES	\$18,346.50	\$355.40	\$355.50	\$355.50	\$9,990.08	\$4,570.16							\$19,932.40	\$20,765.50	95.99%
MISC. EXPENSE		\$4,287.97	\$491.41	\$1,545.21	\$9,990.08								\$20,864.83	\$25,000.00	83.46%
PAIDEMIC EXPENSES		\$3,700.00	\$750.00	\$375.00	\$775.00								\$5,600.00	\$0.00	0.00%
TOTAL EXPENDITU	\$1,033,797.58	\$685,111.04	\$985,446.46	\$884,733.93	\$927,412.34	\$705,048.34	\$690,721.50	\$0.00	\$0.00	\$0.00	\$0.00	\$0.00	\$5,712,271.28	\$9,878,348.13	67.85%
EXCESS REV./EXP.	(\$909,416.30)	(\$606,513.20)	(\$937,877.77)	(\$526,835.36)	(\$843,894.13)	(\$636,771.65)	(\$585,136.18)	\$0.00	\$0.00	\$0.00	\$0.00	\$0.00	(\$5,156,444.59)	(\$8,478,348.13)	

Channelview Fire Department Summary of Activity August 5, 2021 ESD Meeting

1) EMS Billing

Billing Summary	
YTD as of 8-5-2021	

Total Incidents Billed	2,645
Balance	3,431,120
Refund	0.00
Write-offs	1,105,244

2021 Income YTD	\$530,989
-----------------	-----------

Aging Report	
As of 8-5-2021	

Current	1,126,520
31-60	1,212,152
61-90	807,825
91-120	481,748
121-180	3,739,853
Over 180	2,198,721

- HR –
 - Fire Division –
 - Rookie class started 7-26-21 with 6 new hires
 - EMS Division – 1 paramedic opening

- COVID Impact
 - We currently have 3 employees out with positive test
 - Supplies are adequate with weekly.

- Other items currently working on:
 - Safe-D conference
 - 2022 Budget – Will be prepared by 1st meeting of September.

Credit As Type Summary Report (Deposit Date)

Deposit Date IS BETWEEN 01/01/2021 AND 07/31/2021; AND Company IS HARRIS COUNTY ESD NO 50

HARRIS COUNTY ESD NO 50

Payments

Payor requesting payment back	-4,238.75
ASPP UNCOM CARE PAYMENT	172.26
6 CHECK,Pt, Att, Facility	24,283.85
16 CREDIT CARD PAYMENT	7,395.33
Deduct\Copay\Non Covered Amnts	0.00
21 DENIED/NON PAYMENT	0.00
24 INSURANCE APPEAL DENIED	0.00
5 INSURANCE PAYMENT	269,449.72
9 INTEREST PAYMENT	-145.33
33 M-CAID CLAIM IN PROCESS	0.00
4 MEDICAID PAYMENT	76,289.59
1 MEDICARE PAYMENT	157,954.38
19 OVERPAYMENT	-172.26
	<u>\$ 530,988.79</u>

Writeoffs

ASPP UNCOM CARE WRITE OFF	2,451.94
3 BAD DEBT WRITE-OFF	55,601.59
20 DECEASED ADJUSTMENT	9,393.12
INDIGENT/CHARITY ADJUSTMENT	82,548.15
15 INSURANCE ADJUSTMENT	175,139.87
14 MEDICAID ADJUSTMENT	682,020.51
11 MEDICARE / ADJUSTMENT	878,974.98
NON TRANSPORT ADJUSTMENT	19,882.11
12 SERVICE REQUESTED ADJUSTMEN	5,578.70
	<u>\$ 1,911,590.97</u>

Refunds

7 RECOUPMENT BY CARRIER	-5,981.48
2 REIMBURSEMENT TO PAYOR	0.00
	<u>-\$ 5,981.48</u>

Automatic Contractual Allowances

\$ 0.00

Manual Contractual Allowances

MEDICARE ADJUSTMENT	423,328.88
	<u>\$ 423,328.88</u>

Grand Totals

\$ 2,859,927.16

Aging Summary Report by Current Payor (Aging Date)

Aging as of 8/5/2021

<u>Current Payor</u>	<u>Current</u>	<u>31-60</u>	<u>61-90</u>	<u>91-120</u>	<u>121-180</u>	<u>Over 180</u>	<u>Total</u>
**UNINSURED/INDIGENT/CHARITY PROGRAMS	74,831.74	193,132.72	117,753.47	251,018.68	3,391,515.96	1,191,096.80	5,219,349.37
*PATIENT SIGNATURE NEEDED	0.00	0.00	3,696.20	0.00	0.00	0.00	3,696.20
<None>	282,872.59	364,477.19	178,818.73	27,122.87	29,293.60	0.00	882,584.98
AARP/UNITED HEALTHCARE ATLANTA	111.61	0.00	0.00	0.00	0.00	0.00	111.61
AETNA MCR ** 95 DAYS 981106	7,708.78	0.00	0.00	0.00	0.00	0.00	7,708.78
AETNA PO BOX 981106 EL PASO TX	12,660.69	5,695.04	0.00	0.00	0.00	-19.00	18,336.73
AMERIADVANTAGE 95 daysMCR 61010	22,684.20	3,439.00	0.00	0.00	0.00	0.00	26,123.20
AMERIGROUP STAR PL MD 95 days 61010 ASPP	41,803.46	288.78	0.00	0.00	0.00	0.00	42,092.24
AS&G CLAIMS ADMIN W/COMP 1310 PRAIRIE	1,016.00	0.00	0.00	0.00	0.00	0.00	1,016.00
BC BS MCR 95 dayZGD&ZGJ ZZT, XOJ BOX 3686	6,583.20	0.00	0.00	0.00	0.00	0.00	6,583.20
BC BS OF TEXAS	38,056.70	30,606.93	1,652.44	0.00	0.00	2,284.21	72,600.28
BC BS OF TX #2	0.00	0.00	3,751.16	0.00	0.00	0.00	3,751.16
CHARLES TAYLOR TPA W/COMP	2,407.40	0.00	0.00	0.00	0.00	0.00	2,407.40
CIGNA #2 BOX 182223	3,503.49	0.00	0.00	0.00	0.00	0.00	3,503.49
CIGNA HEALTHSPRINGS MCR ** 95 DAY	29,177.21	0.00	0.00	0.00	0.00	0.00	29,177.21
CIGNA PO BOX 182223	16,737.88	3,801.80	0.00	0.00	0.00	0.00	20,539.68
CIGNA PO BOX 182223 CHATTANOOGA TN	3,194.74	0.00	0.00	0.00	0.00	0.00	3,194.74
CIGNA-ALLEGIANCE BENEFIT PLAN	2,358.40	0.00	0.00	0.00	0.00	0.00	2,358.40
COMMUNITY HEALTH CHOICE MDstar 95 DAYS +as	26,253.85	0.00	0.00	0.00	0.00	0.00	26,253.85
DEVOTED HEALTH MCR	0.00	0.00	3,874.18	0.00	0.00	0.00	3,874.18
HUMANA MCR 95 days #2 BOX 14601	0.00	3,573.19	0.00	0.00	0.00	0.00	3,573.19
HUMANA MCR 95 DAYS BOX 14601 LEXINGTON KY	9,104.93	3,134.80	0.00	0.00	0.00	0.00	12,239.73
HUMANA MCR HMO 14601 95 days	14,986.35	0.00	0.00	0.00	0.00	0.00	14,986.35
INTEGRANET HEALTH MCR 95 DAYS FD	10,610.72	6,476.20	0.00	0.00	0.00	0.00	17,086.92
INTRA SERVICES CO CHANNELVIEW	0.00	1,618.00	0.00	0.00	0.00	0.00	1,618.00
KAISER PERMANENTE PO BOX 853915 RICHARDS	0.00	0.00	0.00	3,792.91	0.00	0.00	3,792.91
KELSEY CARE ADVANTAGE MCR ** 95 DAYS 3004	7,214.75	0.00	0.00	0.00	0.00	0.00	7,214.75
KIRBY MARINE CORP PO 1745	3,592.72	0.00	0.00	0.00	0.00	0.00	3,592.72
MEDICAID NHIC ASPP	33,033.96	0.00	0.00	0.00	0.00	0.00	33,033.96
MEDICARE PART B	78,024.37	3,075.40	0.00	0.00	0.00	0.00	81,099.77
MOLINA MARKETPLACE 95 days	6,149.80	0.00	0.00	0.00	0.00	0.00	6,149.80
OXFORD HEALTH PLAN 90 day	941.00	0.00	0.00	0.00	0.00	0.00	941.00
PATIENT PHYSICIAN COOPERATIVE	3,584.60	0.00	0.00	0.00	0.00	0.00	3,584.60
POINT COMFORT UNDERWRITERS **95 DAYS	21,177.35	0.00	0.00	0.00	0.00	0.00	21,177.35
PORT MEDICAL MANAGEMENT LLC	0.00	3,713.61	0.00	0.00	0.00	0.00	3,713.61
PRIVATE PAY	185,657.31	494,647.14	475,776.78	190,078.33	319,043.40	1,005,022.94	2,670,225.90
TEXAN PLUS WELLCARE MCR box 31372	4,155.00	0.00	0.00	0.00	0.00	0.00	4,155.00
TEXAS CHILDRENS STAR MD HOU 95 DAYS ASPP	37,011.93	0.00	0.00	0.00	0.00	0.00	37,011.93
TRICARE EAST REGION BOX 7981	0.00	3,234.00	0.00	0.00	0.00	0.00	3,234.00
TRICARE FOR LIFE BOX 7890	265.00	0.00	0.00	0.00	0.00	0.00	265.00

Aging Summary Report by Current Payor (Aging Date)

Aging as of 8/5/2021

<u>Current Payor</u>	<u>Current</u>	<u>31-60</u>	<u>61-90</u>	<u>91-120</u>	<u>121-180</u>	<u>Over 180</u>	<u>Total</u>
UMR PO BOX 30541 SALT LAKE CITY UT 84130	3,917.35	0.00	0.00	0.00	0.00	0.00	3,917.35
UNITED HEALTHCARE COMM PLAN STAR MD 95 D	23,440.21	0.00	0.00	0.00	0.00	0.00	23,440.21
UNITED HEALTHCARE COMM STAR PLUS MD95 D/	26,656.60	0.00	0.00	0.00	0.00	0.00	26,656.60
UNITED HEALTHCARE CONNT 95 DAYTX MMP MC	15,304.00	0.00	3,971.40	0.00	0.00	0.00	19,275.40
UNITED HEALTHCARE MCR #1 30436	0.00	0.00	3,496.60	0.00	0.00	0.00	3,496.60
UNITED HEALTHCARE MCR #1 BOX 31362	0.00	0.00	0.00	2,031.00	0.00	0.00	2,031.00
UNITED HEALTHCARE PO BOX 30555 SALT LAKE (1,876.00	4,202.40	0.00	0.00	0.00	0.00	6,078.40
UNITED HEALTHCARE PO BOX 740800 ATLANTA	0.00	8,576.49	0.00	0.00	0.00	0.00	8,576.49
UNITED HEALTHCARE S L UT	8,294.20	6,031.20	0.00	0.00	0.00	0.00	14,325.40
UNITED HEALTHCARE SHARED SERVICES	1,103.00	0.00	0.00	0.00	0.00	0.00	1,103.00
UNITED WORLD LIFE INSURANCE	318.04	0.00	0.00	0.00	0.00	0.00	318.04
VAN LANG MCR **95 DAY FD	3,861.69	0.00	0.00	0.00	0.00	0.00	3,861.69
VHA OFFICE OF COMMUNITY CARE	38,901.09	48,263.16	3,715.60	0.00	0.00	0.00	90,879.85
WELLCARE MCR BOX 31372	0.00	0.00	0.00	0.00	0.00	335.97	335.97
WELLMED MCRS BOX 30508	7,495.60	0.00	7,614.78	7,704.47	0.00	0.00	22,814.85
WORKMANS COMP INS REQ LETTER	7,880.67	24,165.44	3,703.20	0.00	0.00	0.00	35,749.31

Payors	56	Balances	1,126,520.18	1,212,152.49	807,824.54	481,748.26	3,739,852.96	2,198,720.92	9,566,819.35
---------------	-----------	-----------------	---------------------	---------------------	-------------------	-------------------	---------------------	---------------------	---------------------

Activity Summary

HARRIS COUNTY ESD NO 50

Trip date IS BETWEEN 01/01/2021 AND 07/31/2021; AND Company IS HARRIS COUNTY ESD NO 50

<u>Payor</u>	<u># of Trips</u>	<u>Gross Charges</u>	<u>Rev Adj</u>	<u>Payments</u>	<u>Write-Offs</u>	<u>Refunds</u>	<u>Balance</u>
No Payor	1,282	883,008.58	0.00	0.00	0.00	0.00	883,008.58
Medicare	369	1,395,516.60	0.00	124,104.41	643,609.57	0.00	324,105.10
Medicaid	193	653,599.50	0.00	42,211.21	369,653.77	0.00	241,734.52
Insurance	211	645,979.37	0.00	112,418.47	86,270.67	0.00	447,290.23
Bill Patient	279	1,020,209.55	0.00	0.00	0.00	0.00	1,020,209.55
Private Pay	311	520,482.03	0.00	0.00	5,710.40	0.00	514,771.63
Grand Totals	2,645	5,118,795.63	0.00	278,734.09	1,105,244.41	0.00	3,431,119.61



ECOM Monthly Operations Report June/July 2021

Operations

- Personnel
 - ❖ Dispatcher equivalents: 15 (12 Fulltime/2 part time)
 - ❖ Administrative/IT equivalents: 3 (2 Fulltime/1 part time)

- Operations
 - ❖ No Covid Screening of callers unless Information is freely given
 - ❖ 2022 Budget

Building & Technology

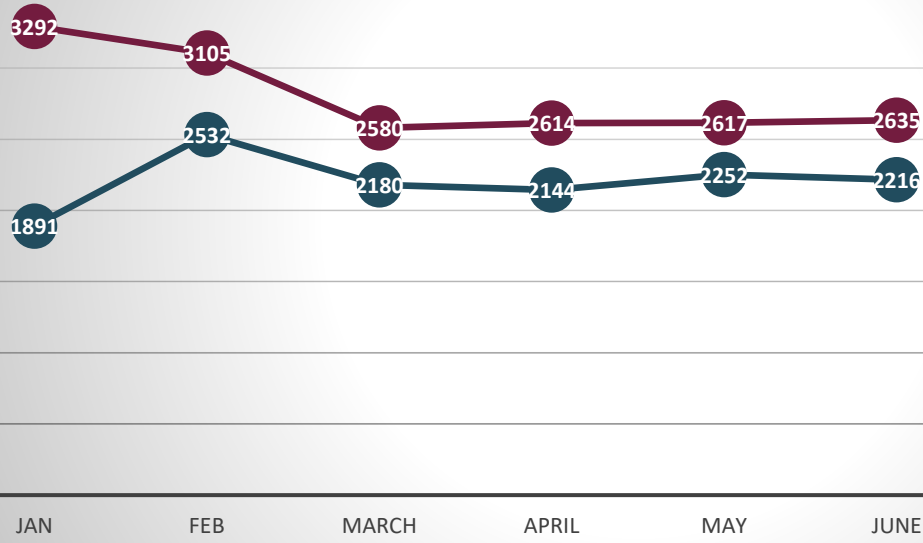
- Tech
 - ❖ New Console Install.
 - ❖ GIS Training completed.

- Building
 - ❖ Gate Operator repaired.
 - ❖ Back Door Being repaired

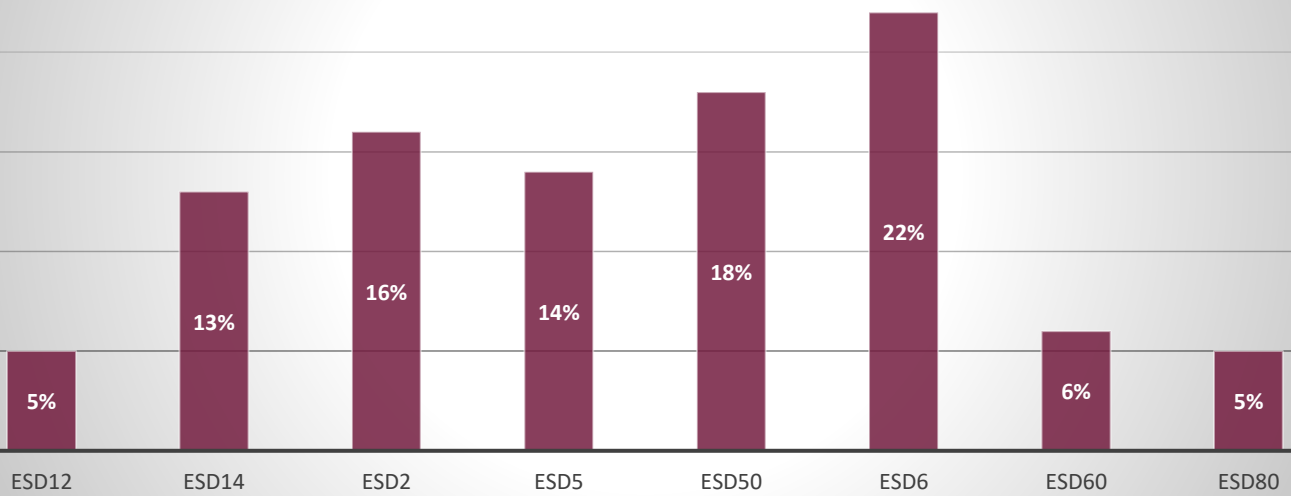
Monthly Workload Statistics

Phone Call Type	2019	2020	JAN	Feb	March	April	May	June
911 Calls	15421	18593	2503	3105	2580	2614	2617	2635
Text-2-911 Calls	1	1	0	0	1	0	0	0
10 Digit Emergency	9023	9601	789	NA	NA	NA	NA	NA
Total Emergency Calls	24,545	28,182	3292	3105	2580	2614	2617	2617
Avg time EMS Protocols	2:26	2:47	2:35	2:39	2:27	2:33	2:23	2:30
Avg time in-Fire Protocols	1:18	1:10	1:13	1:16	1:13	1:15	1:12	1:13
NFPA 95/15 Compliance	98.97%	98.54%	97.8%	98.7%	99.1%	98.8%	99.2%	98.8%
Avg Talking Minutes 911	2.37	2:33	2:26	2:15	2:27	2:24	2:31	2:28
Incident Dispatch								
Cad Incidents Total	16,716	20,124	1891	2532	2180	2144	2252	2216
Avg time to Dispatch-EMS	0:44	0:42	0:41	0:55	0:45	0:43	0:41	0:42
Avg time to Dispatch-Fire	0:35	0:20	0:23	0:38	0:25	0:27	0:25	0:25

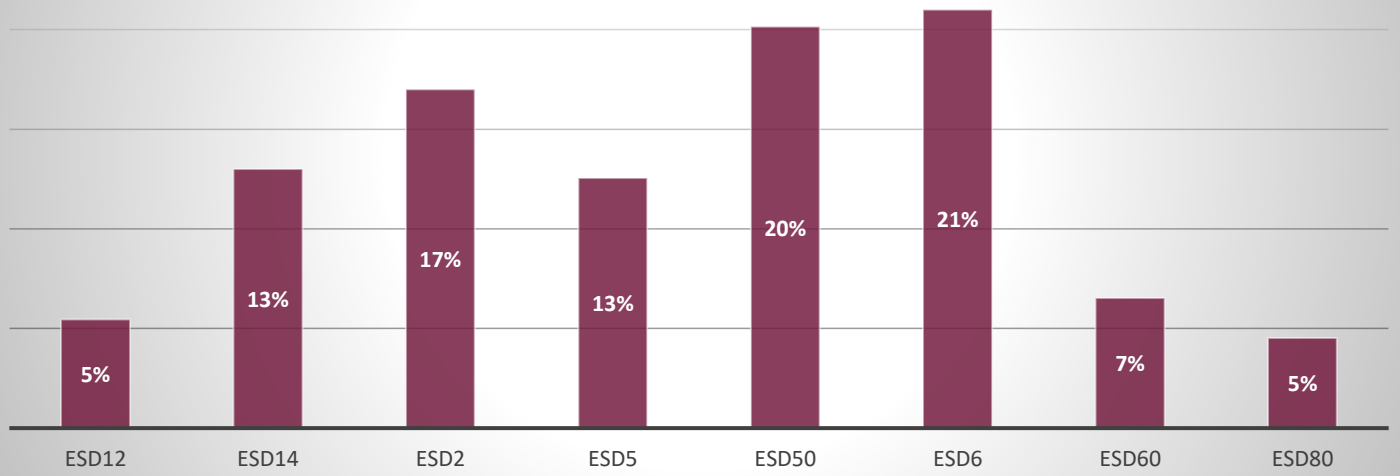
Month Over Month Call Stats



Agency Average for MAY 2021



Agency Average for 2021





*CHANNELVIEW FIRE
DEPARTMENT
FIRE CHIEF'S REPORT
AUGUST 5, 2021
E.S.D. MEETING*

EMS Division Statistics Period 7/01/2021 – 7/31/2021

Total number of incidents (Including out of district responses)	359
Total number of mutual aid incidents provided to other districts	12
Total number mutual aid provided to our district (EMS)	1
Average response time	M12 5:07, M32 5:04, M42 4:54
Refusals	73
Transports	206
M32	108 Responses
M12	131 Responses
M42	119 Responses



*CHANNELVIEW FIRE
DEPARTMENT
FIRE CHIEF'S REPORT
AUGUST 5, 2021
E.S.D. MEETING*

Fire Division Statistics Period 7/01/2021 – 7/31/2021

Total incidents 105

Average response time in district

Engine 12	5:13
Engine 32	4:45
Ladder 32	5:13

Engine 12	54 Responses
Engine 32	61 Responses
Ladder 32	35 Responses

Training hours completed: 2,160

Fire Department Activities:

- Opticom Traffic Control Devices Software updates
- Fire Cadet Training Class started
- FAST 1 refresher course completed for all shifts
- Cardiac Arrest survivor reunion with personnel